



**Package  
Protector**



### **SECURITY**

Packages stay locked out of sight until homeowner is able to retrieve them.



### **CONVENIENCE**

Storage space for multiple packages means less "missed delivery" slips.



### **PROTECTION**

Guards packages from rain, snow and other harmful elements.



### **Want to deter porch pirates from visiting your new home?**

Install **Package Protector™**! We all love the convenience of ordering online and having merchandise delivered to our home. But packages delivered while we're away from home often sit out in the open and invite theft.

### **How does the Package Protector™ work?**

Your parcel carrier simply uses an access code you provide in the shipping address when you purchase something online. Whatever you write into the address appears on the packaging shipping label. Your carrier reads the shipping label to deliver your package - sees the access code - punches the code into your Package Protector™ to unlock the door and deposits your package. It's really that simple!

### **Where can I get Package Protector™?**

Just ask your builder for this new home amenity and let them take care of it for you! Or complete your home project by visiting our website and ordering online at [www.mypackageprotector.com](http://www.mypackageprotector.com).



# Using Package Protector™ is so easy!

1. Setup access code on resettable combination lock.
2. When ordering something online, enter your Package Protector™ access code in the shipping address.
3. Carrier quickly deposits package(s) in the Package Protector™ - closes and locks the door and moves on to their next delivery.

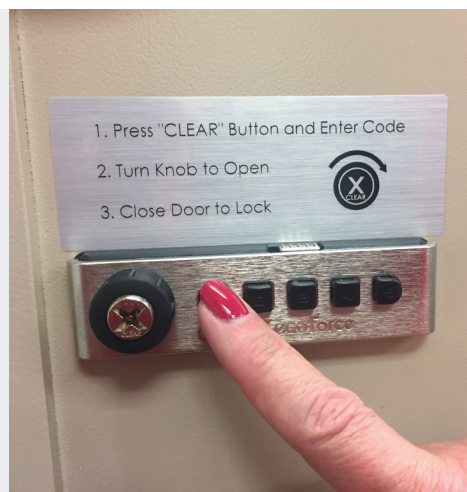
## Sample shipping address for reference:

*First & Last Name*

*House # & Street Name on Line 1*

*Input XXXX in Package box on the porch*

*City, State & Zip Code*



## Siting Package Protector™ PRO



Choosing a location that is convenient for you and for your parcel carrier is very important. Installing into an unconditioned space such as a garage or storage area is recommended.

Since packages are typically delivered to the front door, siting your Package Protector™ PRO in your front porch area is optimal - from both a convenience and protection perspective.

If the porch is not ideal due to your floorplan, then close to the porch in a covered, protected location is the next best alternative.



If you would like to add a Package Protector™ to your home as a free-standing secure package delivery solution rather than building it into the home itself – then the cabinet mounted Package Protector™ PORT model is right for you!


The Package Protector™ PORT is pre-installed in an encased cabinet and can be anchored to an existing concrete porch, driveway or any existing concrete pad at least 4" thick. If no existing concrete pad is available, a 12" x 12" W x 24" D concrete pier can be poured to place it anywhere.

When selecting your site, just remember that carriers will happily use your Package Protector™ PORT if it is located in a convenient location that doesn't add time to their delivery process.



# Getting to know Package Protector™


1. Internal package compartment size is 34.5" High x 12" Wide x 15" Deep
2. Constructed of heavy aluminum and stainless steel for superior strength
3. Rugged, corrosion resistant powdercoat finish resists scratching
4. Push button lock provides homeowner and delivery carrier easy access
5. User resettable combination lock - no electricity required
6. Recess mount design integrates seamlessly in an exterior wall
7. Pedestal mount design available for free-standing versatility
8. Popular finishes complimentary to most home design themes



Sandstone (7501C)



Black (Black 6C)



White (PMS White)



Postal Grey (413C)



Antique Bonze (8622C)



Dark Bonze (Black 7C)



Silver Speck (877C)



Gold Speck (7-5C)

*\*colors shown are for reference only due to printing variances*

## Designed to provide peace of mind



### Water Intrusion Management

Incorporated in the Package Protector™ PRO design is a patent pending water management system tested to ASTM E331/E547 that discharges water through the front of the unit to protect from inadvertent water intrusion into the home interior area. (Recessed model only).



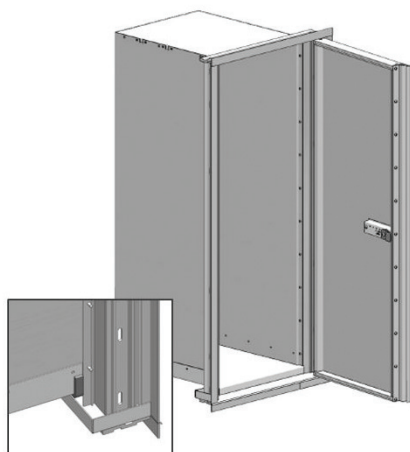
### Auto-Locking

To help ensure Package Protector™ is always locked when not in use, the mechanical locking mechanism includes a cam that auto-locks simply by closing the door.



### Trusted & Reliable

Designed and manufactured by Florence, a company in the business of developing mail and package equipment products that meet stringent postal equipment security and durability requirements for more than 85 years.



# Sign up for Free Parcel Carrier Customer Services!

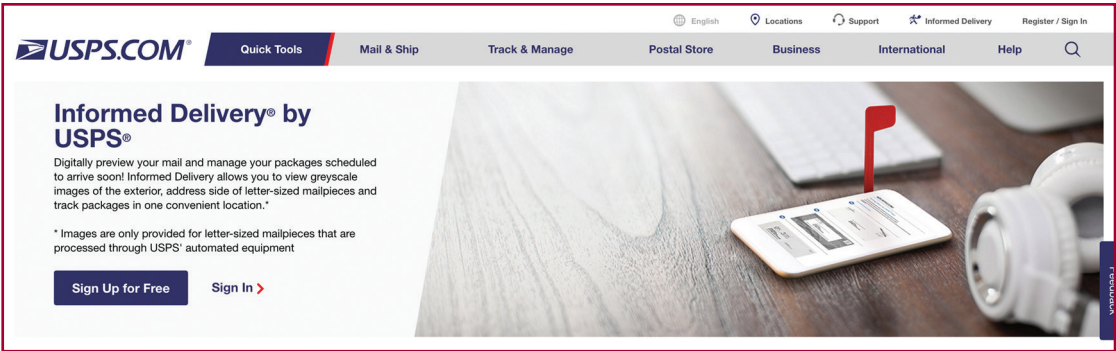
## Parcel Carrier Customer Services & Communications Options

Did you know that each of the major national parcel carrier companies offer free customer services that allow you to provide written special instructions for package deliveries to your home? Creating accounts with the carriers is super easy and free. **You can choose to receive email or text communications that will be sent to you with each package delivery.**

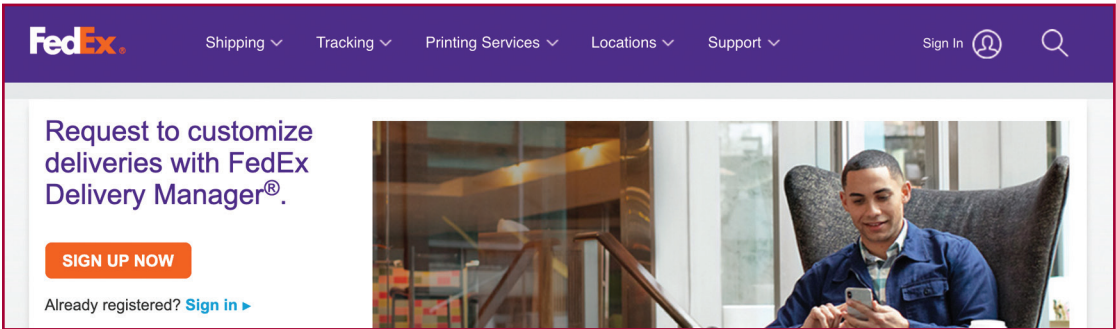
The links below will take you to sections of the carrier websites where you can create special instructions for your address that will help your carriers understand your needs as it relates to delivering packages to you at home. While these types of instructions are not required for carriers to use Package Protector™ at your home - these services can be very helpful to you in a number of ways - including providing you visibility to your package on its delivery route to your home via email or text communications.



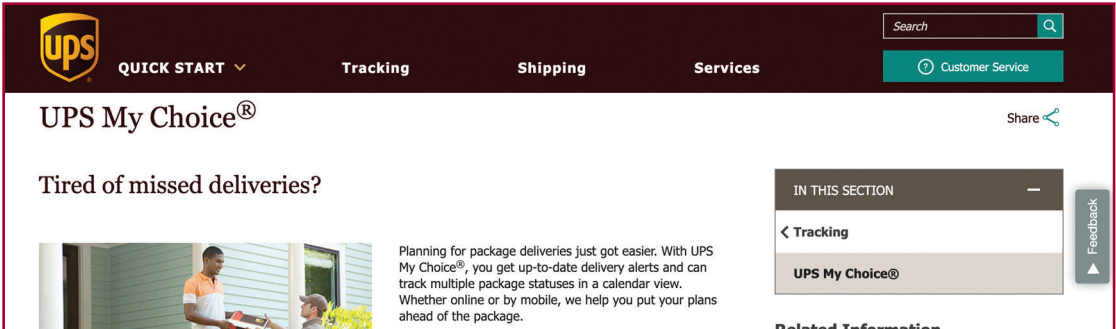
800.275.1747  
[www.MyPackageProtector.com](http://www.MyPackageProtector.com)



<https://informedelivery.usps.com/box/pages/intro/start.action>



<https://www.fedex.com/apps/fdmenrollment/>



<https://www.ups.com/us/en/services/tracking/mychoice.page>